




CATALOGUE 2020



# Contents

1. Crafting Modern design	6
2. About Designers	7
3. Chairs	8
4. Tables	14
5. Foldable Lounge Chairs	20
6. Lounge Chairs	22
7. Sofas	34
8. Coffee Tables	38
9. Side Tables	44
10. Cabinets	48
11. Consoles	56
12. Desks	56
13. Lamps	64
14. Beds	66
15. Bedside Tables	72
16. Stools & Benches	76





# Crafting Modern Design

At WoodnDesign we believe that an iconic design is a combination of simplicity, aesthetics and functionality brought to life through skillful work with the highest quality materials. We take pride in using the finest timber from antique beams, which provides the best seasoning and quality precious wood aged from 80 to 200 years. Along with using the best timber, our creation is hand made with traditional ancestral joinery, hand sanded and hand polished. The artisanal creations expresses our passion for modern and minimalist design.



## Founder/ Designer

Vincent Roy

Vincent Roy, a French designer and a cabinet-maker, decided to settle down in Pondicherry after ten years of carpentry experience in France, Australia, Cambodia and India. Previously specialising in repairing French antique furniture, Roy had the chance to observe how the wood and the joinery react with time, preserving the knowledge from past generations. Gaining that deep understanding has given him the ability to design artistic as well as functional pieces applying best practice of ancestral knowledge. Passionate about the original designs of Scandinavian furniture created during 1920s-1970s by a circle of craftsmen, architects and designers combining works of art with functional furnishings for everyday life.





Chairs

**BETTY**

Burma teak or Indian Laurel  
56 X 54 X 87 cm

---



**DARSHANA**

Burma teak or Indian Laurel  
50 X 52 X 74 cm

---



**VAGAN**

Burma teak or Indian Laurel  
52 X 56 X 77 cm

---





**KITANTA ARM CHAIR**

Burma teak or Indian Laurel & Nylon belt  
56 X 54 X 87 cm

---



**KITANTA ARMLESS**

Burma teak or Indian Laurel & Nylon belt  
56 X 54 X 87 cm

---



**CHANDI**

Burma teak with Cane  
48 X 52 X 70 cm

---



L X W X H cm

**BALI**

Burma teak with Cane  
64 X 47 X 83 cm

---



**JEAN**

Burma teak & Cane  
50 X 54 X 78 cm

---



**SUJA**

Burma teak with Cane  
43 X 46 X 78 cm

---



L X W X H cm



**ARCH**

Burma teak & Leather  
42 X 60 X 85 cm

---



**KENNY**

Burma teak & Leather  
50 X 62 X 80 cm

---



**NIELS**

Burma teak or Indian Laurel  
57 X 59 X 77 cm

---



L X W X H cm







Tables

**JUSTINE**

Burma teak

4 seaters - 110 X 110 X 76 cm

---



**SANDRINE**

Burma teak or Indian Laurel

4 seaters - 130 X 76 cm

---



**BUTTERFLY**

Indian Laurel or Burma teak & Lacquer

250 X 150 X 76 cm

---





**SCANDI**

Burma teak

6 seaters - 200 X 90 X 76 cm

8 seaters - 250 X 110 X 76 cm

---



**COMPAS**

MS & Burma teak

6 seaters - 200 X 90 X 76 cm

8 seaters - 250 X 110 X 76 cm

---



**JANET**

Burma teak & Acha

250 X 100 X 76 cm

---



L X W X H cm





**NANCY**

Burma teak & MS  
220 X 110 X 76 cm

---



**GEO**

Burma teak or White oak  
250 X 105 X 76 cm

---



**HILTON**

Burma teak and brass  
8 seaters - 250 X 100 X 75 cm

---



L X W X H cm

**SHAMA**

Burma teak or Indian Laurel  
200 X 100 X 76 cm

---



**COMMITTEE**

Burma teak or Indian Laurel  
356 X 138 X 76 cm

---



**CHARLOTTE**

Burma teak or Indian Laurel  
236 X 107 X 76 cm

---



L X W X H cm





# Foldable Lounge Chairs

## FLIPPER

Burma teak or Indian Laurel  
65 X 87 X 100 cm



## FIDEL

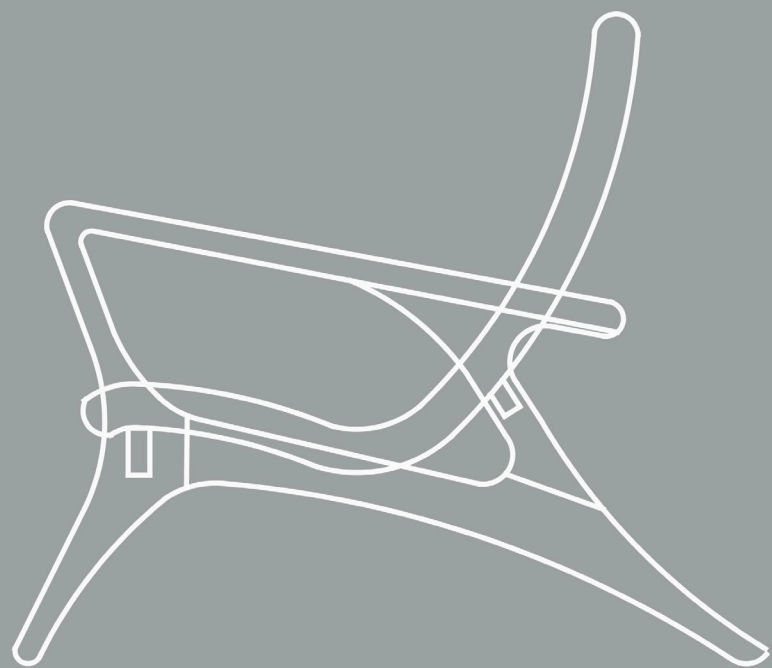
Burma teak, Indian Laurel or White ash & Nylon belt  
60 X 80 X 76 cm



## FOLDING X

Burma teak or Indian Laurel  
75 X 60 X 75 cm





# Lounge Chairs

## SKIPPY

Burma teak or Indian Laurel & Cane  
76 X 57 X 73 cm



## BRAHMA

Burma teak or Indian Laurel & Cane  
75 X 65 X 83 cm



## TROPIC

Burma teak or Indian Laurel & Cane  
73 X 74 X 80 cm





**GHOST**

Burma teak & Cane  
85 X 61 X 80 cm

---



**PIERRE ARMLESS**

Burma teak or Indian Laurel  
81 X 56 X 76 cm

---



**PIERRE ARM CHAIR**

Burma teak or Indian Laurel  
77 X 69 X 74 cm

---



L X W X H cm





**FRANÇOIS**

Burma teak or Indian Laurel  
72 X 72 X 76 cm

---



**ROCKING Z CHAIR**

Burma teak or Indian Laurel  
102 X 71 X 79 cm

---



**LARSEN**

Burma teak or Indian Laurel  
80 X 74 X 70 cm

---



L X W X H cm

**Z CHAIR**

Burma teak or Indian Laurel  
102 X 71 X 79 cm

---



**HENRY**

Burma teak or Indian Laurel  
94 X 81 X 98 cm

---



**DJANGO**

Burma teak or Indian Laurel  
85 X 72 X 82 cm

---



L X W X H cm



**V-J**

Burma teak with Cane & Leather  
75 X 58 X 80 cm

---



**PIERRE**

Burma teak or Indian Laurel  
74 X 55 X 72 cm

---



**CONCORDE**

Burma teak or Indian Laurel  
75 X 65 X 83 cm

---



L X W X H cm





**LORENZO**

Burma teak or Indian Laurel  
83 X 54 X 80 cm

---



**SRINIVAS**

Burma teak or Indian Laurel & Leather  
80 X 73 X 73 cm

---



**CONCORDE**

Burma teak or Indian Laurel  
75 X 65 X 83 cm

---



L X W X H cm







From concept to design, Wood'n Design provides you the luxury to customize your own product.

Each furniture is the fruit of our collaboration in order to answer to your needs and work for your best satisfaction by creating unique and exquisite pieces of art.





# Sofas

## LARSEN

Burma teak or Indian Laurel  
200 X 80 X 70 cm

---



## ADRIAN

Burma teak or Indian Laurel  
259 X 84 X 76 cm

---



## V SOFA

Burma teak or Indian Laurel  
300 X 90 X 78 cm

---





**SKIPPY**

Burma teak or Indian Laurel  
150 X 35 X 90 cm

---



**LARSEN**

Burma teak or Indian Laurel  
187 X 86 X 82 cm

---



**ADRIAN**

Burma teak or Indian Laurel  
200 X 84 X 76 cm

---



L X W X H cm





# Coffee Tables

## ECLIPSE

Burma teak & Glass  
100 X 50 X 42 cm



## JAMES

Burma teak or Indian Laurel & Glass  
100 X 48 X 43 cm



## RIO

Burma teak or Indian Laurel  
100 X 75 X 42 cm





**VIRGULE**

Burma teak or Indian Laurel & Glass  
165 X 85 X 38 cm

---



**MILLENIUM**

Burma teak or Indian Laurel & Glass  
120 X 63 X 42 cm

---



**NOGU**

African Wenge  
127 X 92 X 40 cm

---



L X W X H cm



**RENUGA**

Burma teak or Indian Laurel  
150 X 92 X 37 cm

---



**LOTTIE**

Burma teak or Indian Laurel & MS  
118 X 73 X 40 cm

---



**BOOMERANG**

Indian Laurel or Burma teak  
160 X 88 X 48 cm

---



L X W X H cm

**SEED**

Burma teak or Indian Laurel  
150 X 82 X 48 cm


---



**ORIGAMI**

Burma teak or Indian Laurel  
90 X 90 X 36 cm

---



**BUTTERFLY**


Burma teak or Indian Laurel & Lacquer  
Y : 107 X 63 X 41 cm ; B : 122 X 78 X 50

---



L X W X H cm





Side Tables

**CHARCOAL**

Flamed white ash  
Ø 43 X 45 cm

---



**ADAMS**

Flamed white ash  
Ø 50 X 50 cm

---



**ELIOT**

Burma teak, Indian Laurel or Thermo ash & MS  
Ø 41 X 55 cm

---



**DIZA**

Burma teak or Indian Laurel  
Ø 45 X 55 cm

---



**NAKI -**

Burma teak or Indian Laurel & Lacquer  
41 X 33 X 35 cm

---



**BOBIN**

Mix recycled wood  
Ø 30 X 40 cm


---



L X W X H cm







# Cabinets

## ARTHUR - TV CABINET

Burma teak or Indian Laurel  
180 X 40 X 60 cm



## SARAH - TV CABINET

Burma teak or Indian Laurel  
180 X 40 X 70 cm



## RIO - TV CABINET

Burma teak or Indian Laurel & CANE  
170 X 46 X 60 cm





**LUCY - SIDEBOARD**

Burma teak or Indian Laurel  
190 X 40 X 85 cm



**MARIE - SIDEBOARD**

Burma teak or Indian Laurel & Lacquer  
180 X 40 X 80 cm




**LEWIS - SIDEBOARD**

Burma teak or Indian Laurel  
230 X 50 X 70 cm



L X W X H cm





**RETRO - VINYL CABINET**  
Burma teak or Indian Laurel  
120 X 45 X 65 cm

---



**STEREO - VINYL CABINET**  
Burma teak or Indian Laurel  
170 X 43 X 71 cm

---



**MARCO - VINYL CABINET**  
Burma teak or Indian Laurel  
170 X 43 X 60 cm

---



**RUDRA - BAR CABINET**  
Burma teak or Indian Laurel  
160 X 45 X 76 cm

---



**SHARON - BAR CABINET**  
Burma teak or Indian Laurel  
183 X 41 X 90 cm

---



**WONG - BAR CABINET**  
Burma teak or Indian Laurel  
180 X 40 X 80 cm

---





**MANET - BAR CABINET**  
Burma teak or Indian Laurel  
70 X 40 X 140 cm



**SHOE SHOE - SHOE CABINET**  
Burma teak or Indian Laurel  
70 X 40 X 102 cm



**JACOB - SIDEBOARD**  
Burma teak or Indian Laurel  
100 X 40 X 125 cm



L X W X H cm





# Consoles

## EUROPE

Burma teak or Indian Laurel & Brass  
150 X 35 X 90 cm



## NEW YORK

FLAMED WHITE ASH  
150 X 35 X 80 cm



## LIZA

Burma teak or Indian Laurel & Brass  
130 X 40 X 80 cm





**KITANTA DESK**

Burma teak or Indian Laurel & Glass  
150 X 80 X 76 cm

---



**CLAUDE**

Burma teak or Indian Laurel , Brass & Glass  
170 X 70 X 75 cm

---



**COMPAS A**

MS & Burma teak  
120 X 60 X 76 cm

---





**DESIGNER DESK**

Burma teak or Indian Laurel  
195 X 90 X 75 cm



**ARTHUR**

Burma teak or Indian Laurel & Lacquer  
100 X 40 X 150 cm



**ROBAN**

Burma teak or Indian Laurel  
120 X 72 X 76 cm



L X W X H cm





**DAMIEN**

Burma teak or Indian Laurel & Leather  
120 X 75 X 75 cm

---



**COMPAS S**

MS & Burma teak  
200 X 76 X 90 cm

---



**NARAYAN**

MATERIAL  
240 X 76 X 90 cm

---



L X W X H cm

**ZOEY**

Burma teak  
115 X 50 X 75 cm

---



**BUTTERFLY DESK**

Burma teak  
162 X 128 X 76 cm

---




**STEF**

Burma teak or Indian Laurel  
140 X 64 X 76 cm

---



L X W X H cm



Lamps

**FLAMINGO**

Burma teak and cane  
Ø 45 X 198 cm

---



**TINTIN ROCKET**

Burma teak and cane  
Ø 17 X 55 cm

---




**TOAD**

Burma teak and cane  
Ø 45 X 167 cm

---







Beds

**JULTA**

Burma teak or Indian Laurel  
Queen or King

---



**JULIAN**

Burma teak  
Queen or King

---



**DEEPA**  
White ash  
Queen or King

---



**ADELINE**  
Burma teak  
Queen or King

---



L X W X H cm

**ADITI**  
Burma teak  
Queen or King

---



L X W X H cm



**ANGELIA**

Burma teak or Indian Laurel  
Queen or King

---



**RAJA**

Burma teak or Indian Laurel  
Queen or King

---



L X W X H cm





# Bedside Tables


## MAAKI

White ash  
45 X 45 X 47 cm



## GEORGES

Burma teak or Indian Laurel & Leather panel or lacquer  
45 X 35 X 40 cm



## ANGEL

Burma teak or Indian Laurel  
40 X 35 X 55 cm





**DANIEL**  
Thermo Ash  
60 X 66 X 45 cm

---



**PAUL**  
Thermo Ash  
45 X 45 X 66 cm

---



**CASA**  
Burma teak or Indian Laurel  
60 X 50 cm

---



L X W X H cm





# Stools & Benches

## PIANO STOOL

Burma teak  
72 X 42 X 42 cm



## X BENCH

Burma teak or Indian Laurel  
35 X 35 X 45 cm



## V BENCH

Burma teak or Indian Laurel  
175 X 45 X 45 cm





A close-up photograph of a workshop. The foreground is filled with a large pile of light-colored wood shavings. In the background, a metal tool, possibly a hand plane or a similar woodworking instrument, is visible. The tool has a brass-colored adjustment knob and some text engraved on it, including "JK" and "250 ANGLE GRINDING". The lighting is warm, highlighting the textures of the wood and metal.

## Wood N Design

Vincent ROY  
+91.96.00.82.07.15

6, Old Patinam Road,  
Thanthirayakuppam  
605 104  
PONDICHERRY, India.

[vincent@woodndesign.in](mailto:vincent@woodndesign.in)  
[www.woodndesign.in](http://www.woodndesign.in)